




Informational Text: Text Features & Author's Purpose

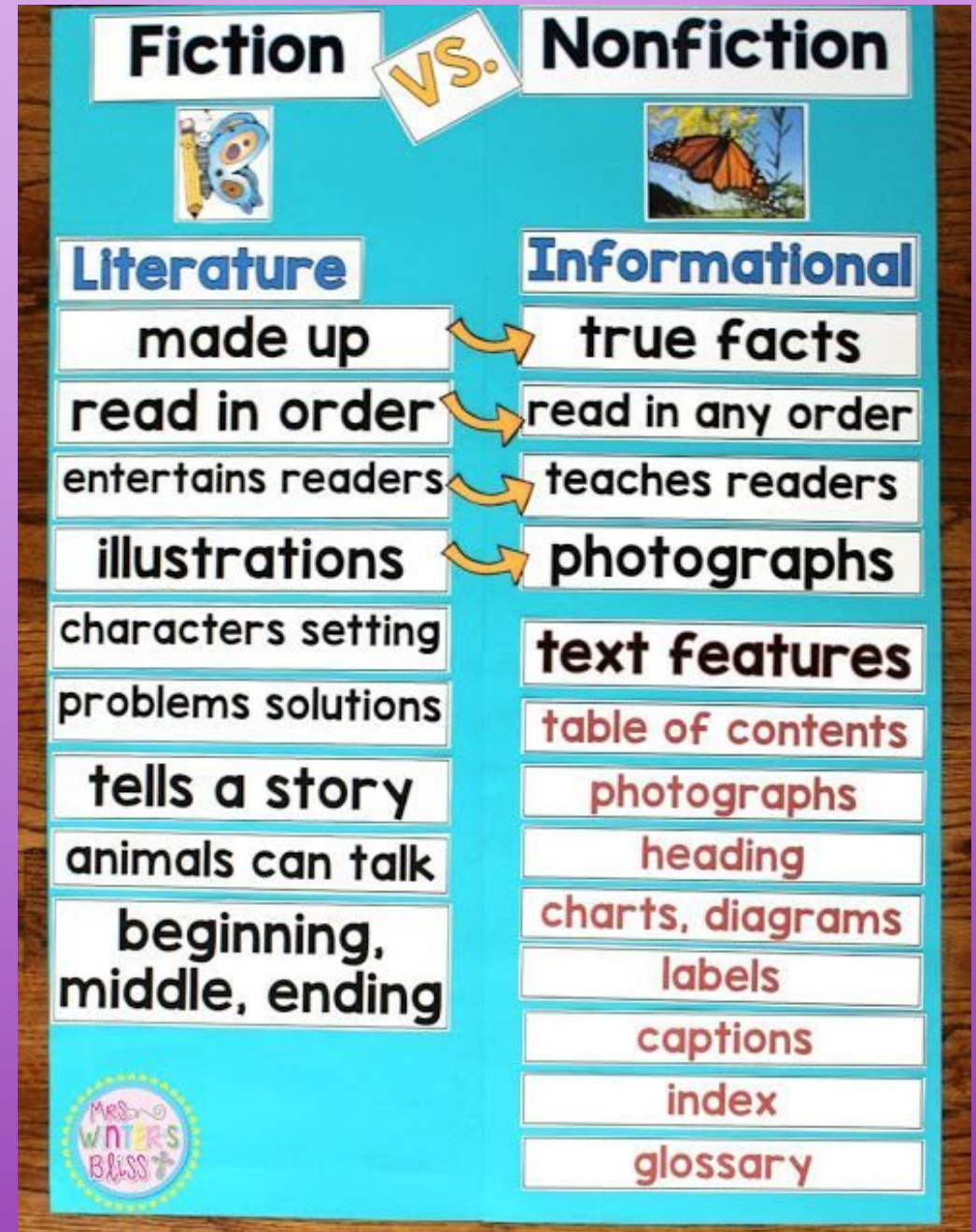



Reminder: ALL WORK TO BE
TURNED IN FOR ELA GOES IN THE
BIN BY THE DOOR ON THE TABLE
WITH YOUR CLASS NAME ON IT.

IF YOU DO NOT TURN IT IN, WE
CAN NOT GRADE IT AND IT WILL
BE GIVEN A 0.

Fiction Vs. Nonfiction...

How are they different?!






TEXT FEATURES ARE THE PARTS OF A NONFICTION BOOK OR ARTICLE THAT HELP YOU FIND INFORMATION EASILY OR TELL YOU MORE ABOUT THE TOPIC.

SOME EXAMPLES ARE:

- Titles
 - Table of Contents
 - Headings/Subheadings
 - Photographs
 - Illustrations
 - Diagrams
 - Captions
 - Bold words
 - Glossary
 - Index
 - Sidebars
- 
- 

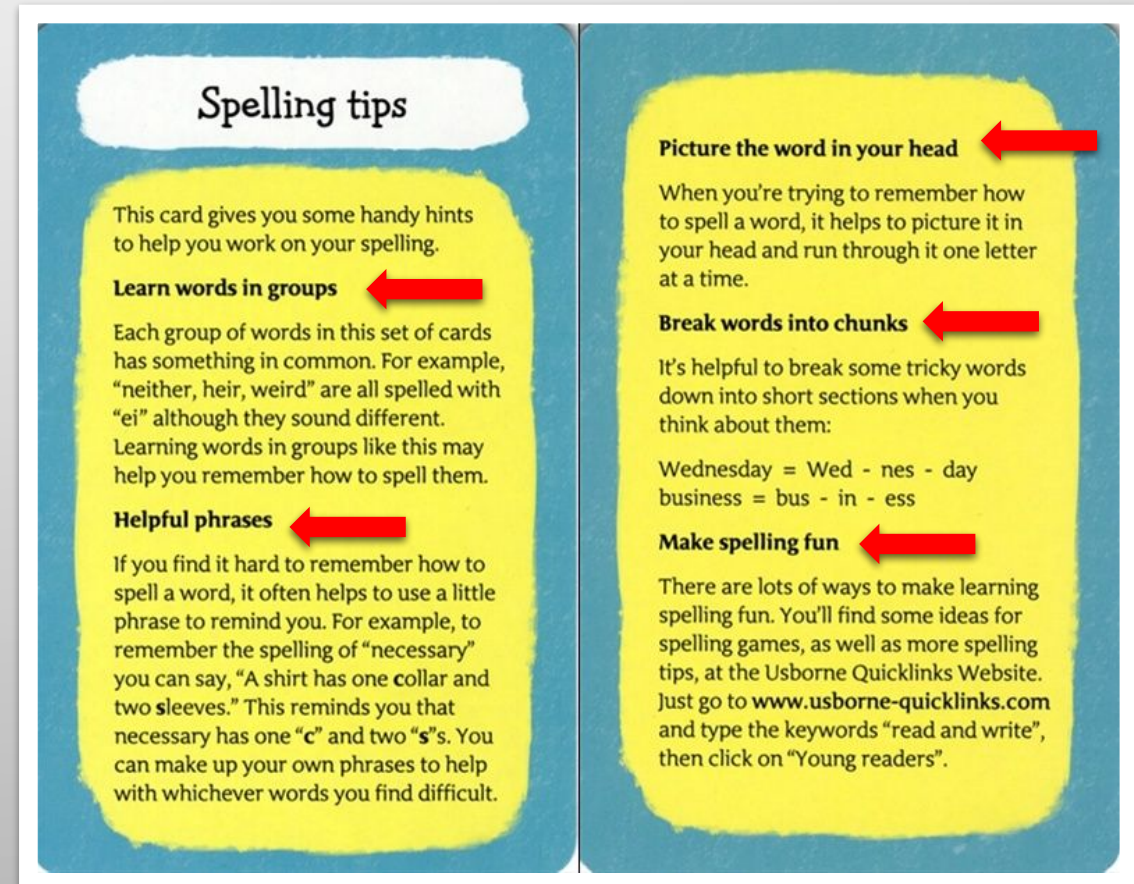
TITLE: THE NAME OF THE BOOK

- Titles tell the reader the topic of the text.
- Titles help us figure out the main idea of the text.
- Titles help the reader by letting them know what they are about to read.
- Titles focus the reader on a topic so they can make connections between what they already know and the text.



HEADINGS/SUBHEADINGS: DIVIDE THE TEXT INTO SECTIONS

- Headings tell the main idea of each section of text.
- Subheadings chunk text into smaller pieces under a heading and let the reader know what each section is about.
- Headings and subheadings are printed in large or bold type to make them stand out.
- Headings and subheadings help the reader to locate information in the text by telling them where to look.



PHOTOGRAPHS:

A PICTURE TAKEN WITH A CAMERA THAT SHOW HOW SOMETHING LOOKS IN REAL LIFE

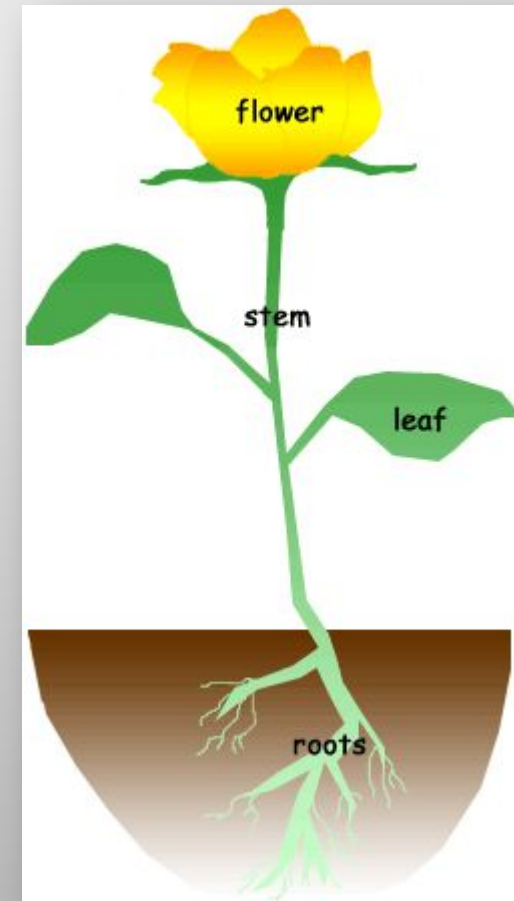


- Photographs show how something looks, which helps the reader better understand the topic they are reading about. Photos give the reader a visual of the subject.

DIAGRAMS:

A DRAWING THAT SHOWS THE PART OF SOMETHING

- Diagrams show the reader the parts of something to help them better understand what is in the text.
- Diagrams include labels for each part.



CAPTIONS:



THE WORDS NEXT TO OR BELOW A PICTURE THAT TELL WHAT IT IS OR WHAT IT IS ABOUT (Think of instagram or Tik Tok)



- A caption explains what is shown in a photograph or illustration.
- Captions help the reader understand information that may or may not be in the text.



BOLD WORDS: IMPORTANT WORDS THAT ARE DARKER THAN THE TEXT AROUND THEM

- **Bold words** tell the reader to pay attention – these words are important!
 - **Bold words** can be used for titles, headings, and key words like important vocabulary words.
- 
- 

WHY ARE TEXT FEATURES IMPORTANT?

- Text features help the reader to quickly find important information.
- Text features teach the reader about the topic.
- Text features can help the reader answer questions about a topic and the text they are reading.

Author's Purpose: PIE



Persuade

When the author's purpose is to persuade, it means the author is trying to get you to do or try something

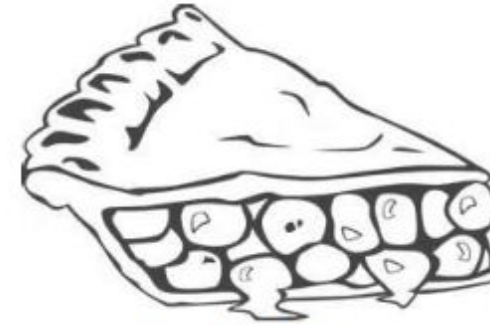
- **commercials**
- **Billboards**
- **advertisements**
- **opinions**
- **reviews**
- **political ads**



Inform

When the author's purpose is to inform, it means the author is trying to give you information and teach you facts

- **documentaries**
- **non-fiction books**
- **history / science**
- **news articles**
- **recipes**
- **biographies**



Entertain

When the author's purpose is to entertain, it means the author is trying to make you enjoy the story by keeping the reader's attention

- **fiction books**
- **fantasy**
- **mystery**
- **comics / jokes**
- **adventure**
- **romance**

The image features a light gray background with a subtle gradient. In the four corners, there are decorative elements consisting of thin, light blue lines that resemble circuit traces or neural network connections. These lines end in small, hollow circles. The top-left and bottom-left corners have more complex, branching patterns, while the top-right and bottom-right corners have simpler, more linear patterns.

Head to Classkick for
today's independent
work